



## 0737-0604-99

# Single Axis Linear Output Electrolytic Tilt Sensor



### Description

The **0737-0604-99** Sensor has been used successfully in applications that demand ultra high accuracy, excellent null repeatability, and a linear output. Long term stability over its angle and temperature range is a distinctive characteristic of this sensor. The hermetic glass to metal construction and platinum (platinized) electrodes guarantee a long operating life and stable operating characteristics.

- *Angle Range*  $\pm 30$  arc min.
- *Resolution*  $< 0.05$  arc sec.
- *Null Repeat*  $< 0.5$  arc-sec.

### Applications Include

- » Geophysical Monitoring
- » Construction Laser Instruments and Transits
- » Aircraft Avionics
- » Machine Tool Leveling
- » Medical Positioning and Monitoring

### Physical Dimensions

|               |                 |
|---------------|-----------------|
| Vial length   | 1.06" (26.9mm)  |
| Vial Diameter | 0.320" (8.13mm) |
| Lead Length   | 15.0" (381mm)   |

### Sensor Test Circuitry

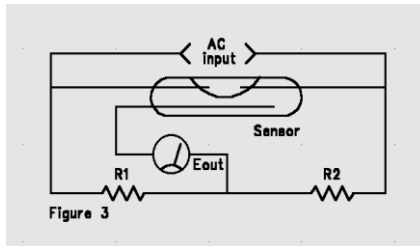
Tests were conducted by exciting the left and right electrodes with an AC signal of 400 Hz and an RMS voltage to produce the maximum current at null as per operating specifications. Output readings are taken between the center electrode and the center of the balanced resistors R1 and R2. Tests were conducted at a temperature of +25° C. See sensor test circuitry in figure 3. Output curve is shown in figure 1.

### Description of Test Values

AC input voltage = Null Current (max) times Null Impedance (nom)

Eout = Angle of tilt from null (Direction of tilt determined by phase of Eout)

R1 = R2 = 1/2 Null Impedance (nom)

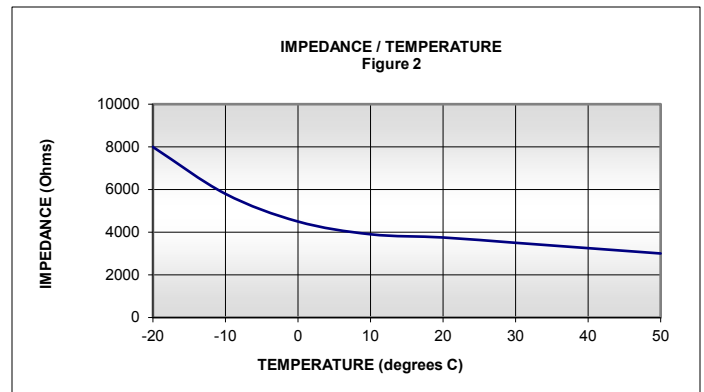
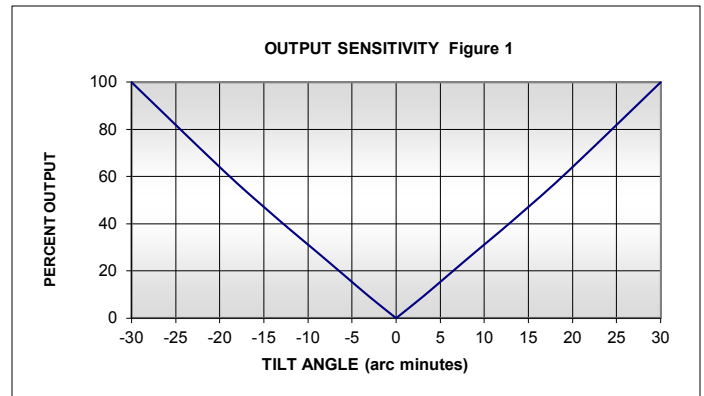


### Operating Specifications

|                                   |   |
|-----------------------------------|---|
| Operating Range (max.)            | $\pm 30'$   |
| Linear Range                      | $\pm 15'$   |
| Null Voltage                      | $\leq 0.030$ Volts  |
| Null Current(max.)                | 5.0 mA (continuous)   |
| Null Impedance (nom) <sup>1</sup> | 3500 Ohms(25°C)<br>(measured left to right electrode) see fig 2 |
| Null Repeatability                | $< 0.5$ arc seconds   |
| Resolution                        | $< 0.05$ arc seconds  |
| Symmetry (typ)                    | $\leq 20\%$   |
| Operating Temperature             | -20° C to +100° C   |
| Storage Temperature               | -50° C to +100° C   |
| Time Constant (1) <sup>2</sup>    | $\leq 500$ msec   |
| Materials                         | non-magnetic  |
| Temperature Coefficient           | 0.05%/°C max.<br>at null when properly mounted                  |

<sup>1</sup> Impedance of the electrode may be changed to limit null current.

<sup>2</sup> Viscosity of the electrolyte may be modified to meet individual requirements for time constant or vibration.



**Caution!-Ensure that all test and operating circuits are entirely free of direct current. Direct current will cause level damage and/or instability.**